



NORDcanopy

OZ 4.0 Ozone Cleaning System product sheet

Keeps kitchen exhaust ducts clean

Ensures better fire safety

Significantly reduces kitchen exhaust duct maintenance cost

Compatible with building automation

OZ 4.0 Ozone Unit

OZ Ozone unit is an integrated ozone cleaning system intended to be used together with ETS NORD professional kitchen canopies or ventilation ceilings. The devices are designed for the exhaust air systems of professional kitchens with high requirements to minimize grease and odor. Ozone cleaning is optionally available with many ETS NORD commercial kitchen canopies.

Benefits obtained with ozone cleaning:



Effective grease reduction



Significantly improved fire safety



Enables the use of heat recovery



Effectively reduces odors



Effective at killing bacteria



Low maintenance costs



NOTE! The Ozone Module needs supply air to function!

The Ozone Module must not be installed if the hood serving it doesn't have a supply air duct installed.

In HG Grill hoods and HC Ventilation ceilings the Ozone Module must not be installed if it doesn't have its own supply air duct installed.

Function

Ozone (O_3) is a very effective oxidant, and when mixed into the kitchen's exhaust air brakes down grease and odour particles to water vapor, carbon dioxide and dry minerals.

Note! For best results with odour and grease reduction, the reaction time for ozone within a kitchen exhaust system should be at least two seconds. However, longer exposure can further improve results. This time should be considered during the design phase of the kitchen exhaust system.



Exhaust duct without ozone cleaning system



Exhaust duct with ozone cleaning system

Ozonator features

All ozone units in the single kitchen are monitored and controlled through a single control panel and if there is an internet connection, through the web interface. The control panel displays system malfunctions and informs the kitchen staff about them. ETS NORD OZ 4.0 Ozone units can be connected to building automation system through Modbus RTU or TCP/IP, I/O status signals and by giving ozonators permission to work.

Ozone unit consists of three ozone generators and a controlling system. This product is installed in the supply chamber of ETS NORD HZ Grease canopy, ensuring protection of the device against mechanical impacts and ozone leakage. In the case of HG Grill canopies and HC Ventilation ceilings, the ozone unit is installed on top of the canopy's exhaust chamber.

In order to save energy with the ozone cleaning system, it is possible to use an automated solution Smart Mode, which sets specific time periods for the ozone units when the devices work at full power and when at minimum power. Using the Smart Mode gives the ozone unit a longer life and makes it more energy efficient.

A maximum of 9 ozone units can be in one ozone cleaning system.

Safety:

- Ozone unit will shut down if the pressure in the exhaust chamber drops below 20 Pa;
- Electronic parts are protected by thermal protection;
- Meets kitchen ozone safety requirements;
- HACCP International certificate;
- CE certified

Compatibility with building automation:

- Modbus RTU and I/O status signals are included as standard;
- Modbus TCP/IP and LAN connectivity is included with remote access device;
- Data flow with building automation – alarm and maintenance notifications, working status;
- Giving ozone units working permission by potential free contact;
- Remote monitoring (IoT - Internet of Things) from the local area network or internet;
- Automated time schedule option.



EtherNet/IP™

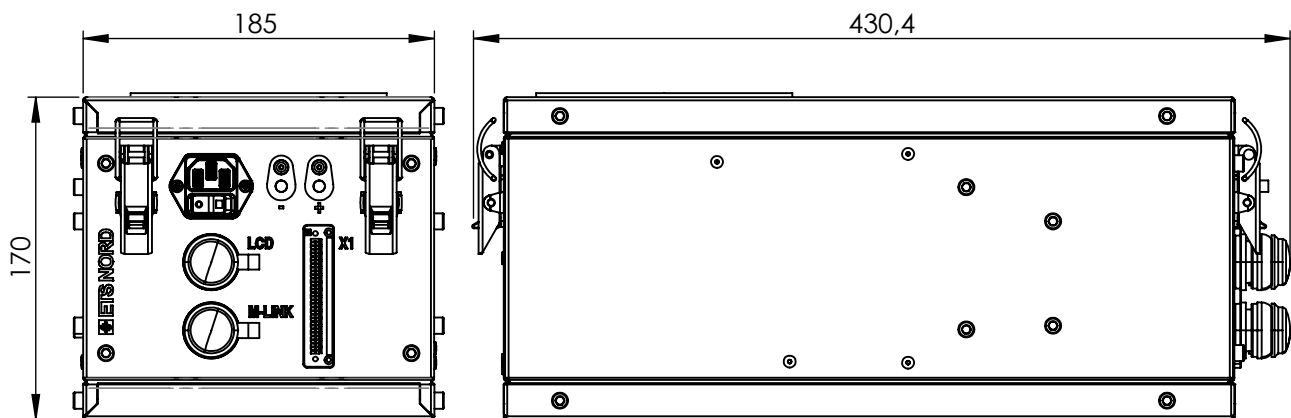
Technical data and dimensions

Technical data:	
Number of ozone generators	3
Max ozone capacity*	5000mg/h
K-value	6,75
Nominal voltage	230 V, AC
Power consumption	max. 330 W
Nominal frequency	50 Hz
Max input current of the unit	max. 1,8 A
Short-circuit current withstand capability (Icc; C16 circuit breaker on the supply side)	2 kA
Overvoltage category	II
Protection against electric shock	Basic insulation + switch-off of the automatic power supply
IP rating of the housing	IP2X
Pollution degree	I
Ambient temperature range during operation	0 ... +40 °C
Ambient temperature range during storage	-20 ... +70 °C
Relative humidity	max. 60 %RH/+20 °C

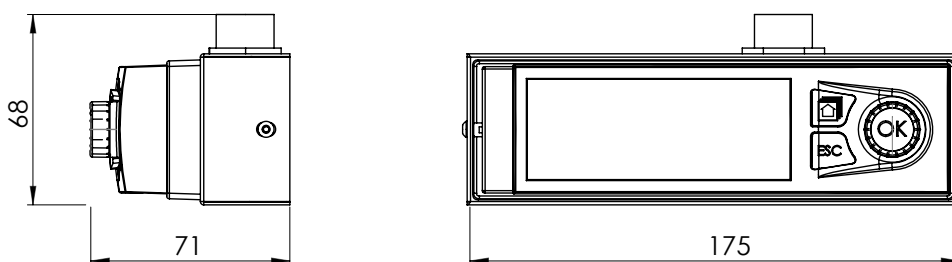
Technical data:	
Operating altitude above sea level	max. 1000 m
Internet connection	Via remote access device
Building management system	3 digital signals + COM relay outputs, Modbus RTU or TCP/IP
Fire alarm connection	1 discrete input (requires a potential-free output)
Max amount of ozone units in one system	9
Dimensions (height x width x depth)	430x185x170 mm
Unit material	Stainless steel AISI 316L, thickness 0,8 mm
Weight	5,45 kg
Basic standard	EVS-EN 60335-1:2012+A11+A13+A1+A14+A2+A15:2021
EEC standard	EVS-EN IEC 61000-6-1:2019, EVS-EN IEC 61000-6-8:2020

* Maximum ozone output capacity is obtained under the following conditions: measured at 10 meters in the duct from the ozone unit, supply air temperature 20°C, relative humidity 20% and with exhaust air 300 l/s.

OZ 4.0 Ozone unit dimensions



LCD Control panel dimensions



Necessary connections of the ozone unit:

- LAN cable from the LCD control panel to the Master ozone unit (Cat 6 cable);
- Power supply.

Optional connections:

- Modbus data cable between master and slave units (twisted pair cable min 2x2x0,25). Is needed when there is more than one ozone unit in the ozone cleaning system;
- Building management system cables (Modbus RTU, working permission, I/O status signals);
- Ethernet connection to the remote access device.

For more information, check OZ 4.0 Ozone unit installation manual.



ETS NORD AS

Address: Peterburi tee 53
11415 Tallinn
Estonia

Phone: +372 680 7360
info@etsnord.ee
www.etsnord.ee

ETS NORD Finland

Address: Pakkasraitti 4
04360 Tuusula
Finland

Phone: +358 401 842 842
info@etsnord.fi
www.etsnord.fi

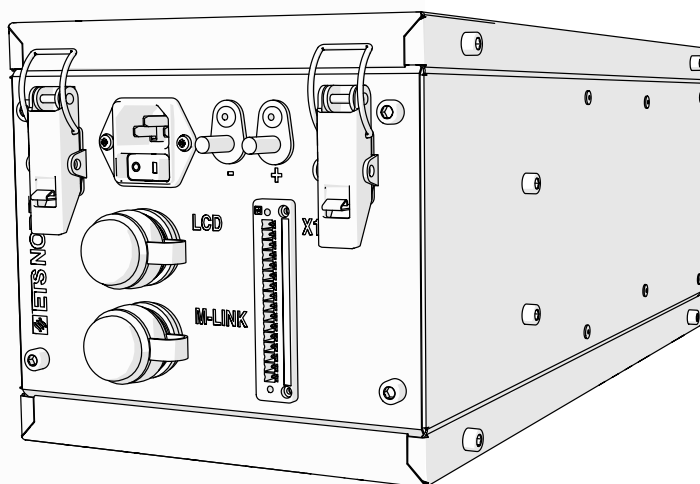
ETS NORD Sweden

Address: Järsjögatan 7
69235 Kumla
Sweden

Phone: +46 19 554 20 50

Address: Pinjegatan 5
21363 Malmö
Sweden

Phone: +46 40 94 68 70
info@etsnord.se
www.etsnord.se



*Let's move the air **together!***